



2023 Report

Ontario Dry Bean Variety Trials

Prepared by the Ontario Pulse Crop Committee

Data collected 2019 - 2023

www.gobeans.ca

This infosheet contains the most recent variety information for registered dry edible bean varieties planted and harvested in 2023. Experimental and non-registered varieties may also be included in the trials, but data is not presented. Contact one of the individuals listed below, for information on other varieties or to comment on the trials. The information is prepared annually by the Ontario Pulse Crop Committee (OPCC).

REFERENCES:

For more information contact:

<p>Meghan Moran Canola & Edible Bean Specialist Chair of the Ontario Pulse Crop Committee Ontario Ministry of Agriculture, Food and Rural Affairs Email: meghan.moran@ontario.ca Phone: 519-546-1725</p>	<p>Chris Gillard Interim Chair 2022-23 Associate Professor, Dry Bean Agronomy & Pest Management University of Guelph, Ridgetown Campus Ridgetown, ON N0P 2C0 E-mail: cgillard@uoguelph.ca Phone: 519-784-7110</p>
<p>Dr. Jamie Larsen Research Scientist, Dry Bean Breeding Performance Trial Co-ordinator Agriculture and Agri-Food Canada 2585 County Rd 20 Harrow, ON N0R 1G0 E-mail: jamie.larsen@agr.gc.ca Phone: 226-935-8267</p>	<p>Emily Morneau Technician, Secretary of the OPCC Performance Trial Co-ordinator Agriculture and Agri-Food Canada 2585 County Rd 20 Harrow, ON N0R 1G0 E-mail: emily.morneau@agr.gc.ca Phone: 519-325-8279</p>
<p>Dr. K. Peter Pauls Professor, Genomics and Dry Bean Breeding Performance Trial Co-ordinator Department of Plant Agriculture University of Guelph Crop Science Bldg., Room 325 Guelph, ON N1G 2W1 E-mail: ppauls@uoguelph.ca Phone: 519-824-4120 x54136</p>	<p>Lyndsay Schram Technician Performance Trial Co-ordinator Department of Plant Agriculture University of Guelph Crop Science Bldg. Guelph, ON N1G 2W1 E-mail: lschram@uoguelph.ca Phone: 519-824-4120 x58339</p>

TABLE OF CONTENTS:

- Table 1a – 2019-2023 White Bean Variety Performance Trial, Long Season Area
- Table 1b – 2019-2023 White Bean Variety Performance Trial, Short Season Area
- Graph 1c – 2021-2023 White Bean Variety Performance Trial, Short Season Area, 3 Year Average
- Graph 1d – 2023 White Bean Variety Performance Trial, Long Season Area, 1 Year Average
- Table 2 – 2021–2023 White Bean Characteristics and Distributors
- Table 3 – 2021–2023 Coloured Bean Major Variety Characteristics and Distributors
- Table 4 – 2019-2023 Coloured Bean Major Variety Performance Trial
- Graph 4a – 2021-2023 Cranberry Bean Variety Performance Trial, All Areas, 3 Year Average
- Graph 4b – 2021-2023 Kidney Bean Variety Performance Trial, All Areas, 3 Year Average
- Table 5 – 2019-2023 Coloured Bean Minor Variety Performance Trial
- Graph 5a – 2021-2023 Coloured Bean Minor Variety Performance Trial, All Areas, 3 Year Average
- Table 6 – 2021-2023 Coloured Bean Minor Characteristics and Distributors
- Table 7 – Addresses of Distributors for Edible Bean Varieties

Table 1a - 2019-2023 White Bean Variety Performance Trial, Long Season Area

Variety	Days to Maturity ²	Yield (lbs/ac) ¹				
		Long Season All Locations ⁴			St Thomas	Woodstock
		3 Year	2 Year	2023	2023	2023
Bolt	88	2745	2592	2268	2781	1755
Indi	89	3201	2917	2554	3206	1902
OAC Thunder	89	2908	2710	2461	3215	1707
AAC Shock	91	3169	3016	2942	3642	2241
HMS Medalist	91	3333	3109	2869	3536	2202
Armada	91	3503	3296	3094	4152	2036
HMS Victory	92	--	--	3217	3939	2496
Blizzard	93	3400	3188	2855	3489	2221
Liberty	93	--	--	2942	3749	2136
T9905	94	3366	3204	3007	3592	2422
Lighthouse	94	3336	3217	3156	3864	2448
Nautica	95	3111	2814	2856	3622	2090
Blast	95	--	3593	3446	3931	2961
AAC Argosy	96	3340	3128	2976	3697	2255
Rogue	97	3307	3082	2939	2883	2996
OAC Charm	97	3416	3196	2986	3359	2613
Steam	97	--	3635	3533	4136	2930
OAC Bechamel	97	--	3636	3430	4263	2597
OAC Resilient	97	--	3469	3469	4000	2938
OAC Seal	98	3342	3180	2936	3489	2384
Rexeter	100	3126	3007	2884	3674	2093
Average Yield (lbs/ac)¹		3233	3156	2992	3630	2354
LSD (0.05)³		183	227	347	583	380

¹ To convert lbs/acre to t/ha divide by 893.

² Maturity is 1 year average. Maturity rating is affected by planting date and area where variety is being grown. Varieties are rated as mature when 95% of the pods are ripe. Normally, 3-10 additional drying days are needed before the crop is dry enough for combining.

³ LSD (0.05) - the LSD is a measure of variability within the trial. There is a ninety five percent probability that yields that differ by an amount greater than the LSD are different.

Yields that differ by an amount less or equal to the LSD should be considered the same.

⁴ 2 Year average is from 2020 and 2023, 3 Year average is from 2019, 2020 and 2023.

Long Season Testing Locations					
St Thomas	2023	--	--	2020	2019
Woodstock	2023	--	--	2020	2019

Table 1b - 2019-2023 White Bean Variety Performance Trial, Short Season Area

Variety	Days to Maturity ²	Yield (lbs/ac) ¹																				
		Short Season All Locations				Auburn					Exeter					Elora		Winchester				
		5 Year	4 Year	3 Year	2 Year	5 Year	4 Year	3 Year	2 Year	2023	5 Year	4 Year	3 Year	2 Year	2023	2 Year	2023	5 Year	4 Year	3 Year	2 Year	2023
Indi	97	3109	3133	3110	2991	3609	3699	3681	3760	4366	3115	3103	3090	3086	4151	1963	2865	3390	3408	3325	3157	3433
AAC Shock	97	3032	3044	3048	2923	3486	3472	3492	3443	4148	3017	3071	3053	3108	4155	1874	2867	3296	3291	3381	3267	3553
Bolt	98	2598	2594	2482	2347	3034	3042	2993	2937	3505	2520	2535	2424	2439	3153	1508	2080	2868	2845	2680	2506	2499
HMS Victory	98	--	--	3234	3205	--	--	3744	3846	4319	--	--	2948	3043	3864	2409	3203	--	--	3559	3521	3744
Blizzard	99	3223	3255	3272	3197	3394	3484	3531	3497	3881	3185	3182	3144	3129	4006	2517	3246	3632	3649	3645	3646	3980
OAC Thunder	99	2968	2961	2896	2840	3236	3273	3242	3214	3673	2938	3010	2886	3014	4042	2117	3109	3316	3168	3077	3015	3594
Armada	99	3285	3297	3300	3327	3578	3677	3580	3732	4172	3073	3030	3013	3218	4076	2472	3205	3757	3776	3858	3887	4181
HMS Medalist	100	3254	3288	3272	3275	3647	3811	3810	4019	4405	3023	3014	2973	3076	3962	2424	3193	3630	3638	3600	3584	4221
Blast	100	--	3374	3441	3391	--	3401	3611	3674	4035	--	3286	3243	3368	4584	2646	3634	--	3949	3997	3877	4519
T9905	101	3042	3043	2976	2847	3229	3299	3310	3293	3637	3007	2995	2898	2955	3885	1931	2681	3517	3532	3416	3209	3501
Liberty	101	--	--	3432	3439	--	--	3716	3848	4105	--	--	3234	3350	3925	2601	3183	--	--	3901	3956	4368
OAC Resilient	101	--	3188	3152	3115	--	3604	3492	3583	4239	--	2972	2969	3135	4402	2474	3256	--	3464	3447	3270	3438
Nautica	102	2881	2846	2887	2895	3146	3216	3279	3508	3834	2893	2881	2839	2914	3719	1917	2581	3253	3134	3192	3243	3572
Lighthouse	102	3084	3115	3090	3039	3466	3553	3573	3658	4001	2936	2935	2892	2895	3750	2254	3091	3388	3397	3363	3350	3996
Rogue	102	3132	3153	3151	3119	3286	3336	3380	3484	3937	3163	3144	3033	3112	4129	2354	3403	3465	3549	3571	3526	3851
OAC Seal	103	--	--	--	--	--	--	--	--	4133	--	--	--	--	4247	--	3177	--	--	--	--	3732
AAC Argosy	103	3099	3106	3113	3048	3316	3367	3502	3500	4382	3044	3059	2942	3014	3959	2283	3296	3509	3494	3446	3393	4194
OAC Bechamel	103	--	3296	3305	3299	--	3476	3537	3712	3847	--	3104	2965	3062	4046	2705	3833	--	3741	3815	3718	4459
OAC Charm	103	--	--	--	--	--	--	--	--	3853	--	--	--	--	3913	--	3440	--	--	--	--	4188
Steam	103	--	3489	3524	3526	--	3512	3734	3855	4556	--	3421	3324	3448	4508	2849	3731	--	3986	3964	3951	4535
Rexeter	106	2888	2845	2796	2723	3300	3299	3315	3497	3876	2991	2925	2863	2943	3567	1556	2101	3161	3106	3035	2898	3353
Average Yield (lbs/ac)¹		3046	3119	3131	3081	3364	3442	3501	3582	4043	2993	3039	2986	3069	4002	2255	3103	3399	3478	3488	3420	3853
LSD (0.05)³		92	104	119	145	182	208	214	269	364	174	206	225	286	430	232	374	202	221	263	355	512

¹ To convert lbs/acre to t/ha divide by 893.

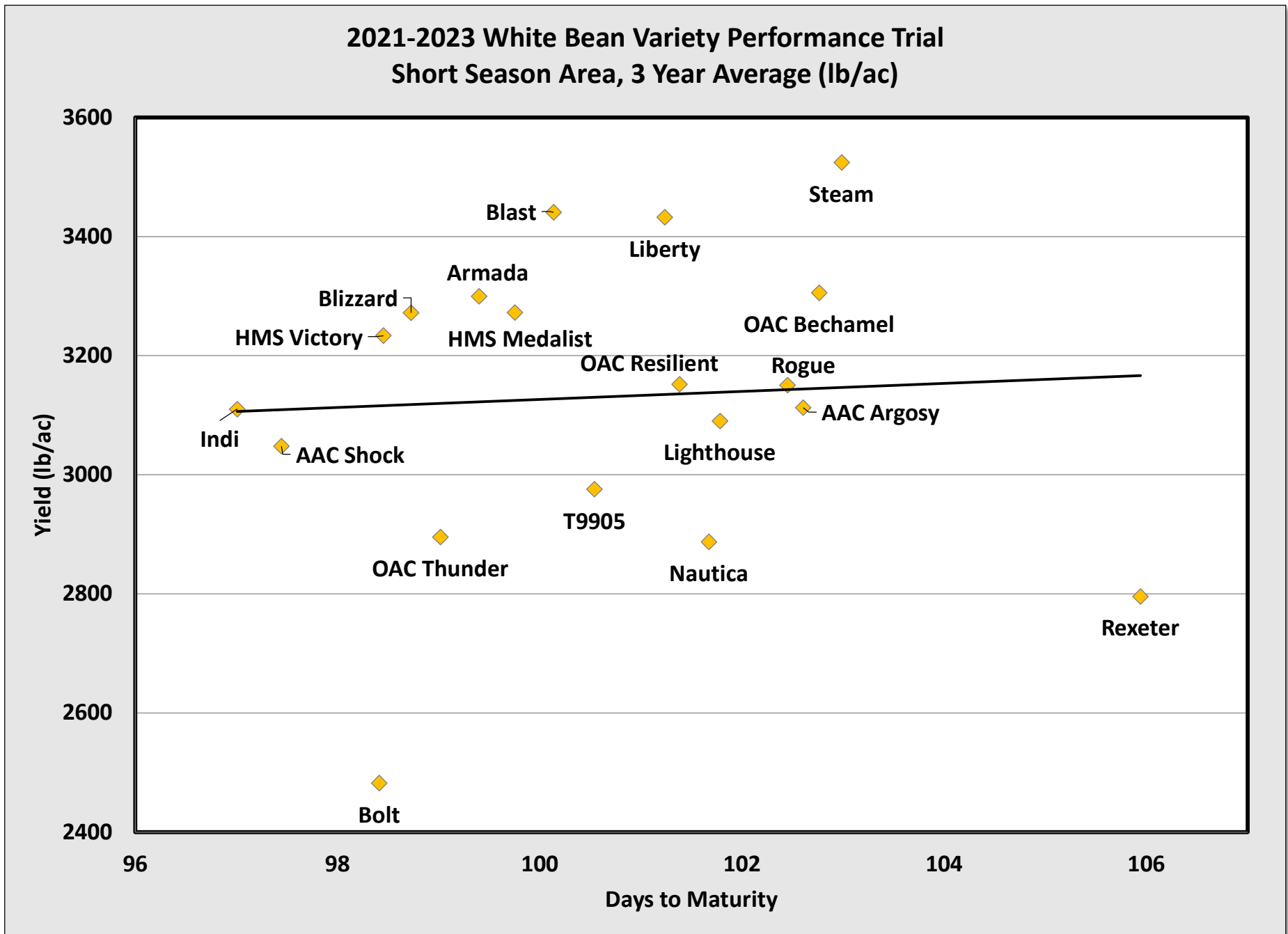
² Maturity is 3 year average. Maturity rating is affected by planting date and area where variety is being grown. Varieties are rated as mature when 95% of the pods are ripe. Normally, 3-10 additional drying days are needed before the crop is dry enough for combining.

³ LSD (0.05) - the LSD is a measure of variability within the trial. There is a ninety five percent probability that yields that differ by an amount greater than the LSD are different.

Yields that differ by an amount less or equal to the LSD should be considered the same.

Short Season Testing Locations					
Auburn	2023	2022	2021	2020	2019
Exeter	2023	2022	2021	2020	2019
Elora	2023	2022	--	2020	2019
Winchester	2023	2022	2021	2020	2019

Graph 1c: White Bean Short Season Area



Graph 1d: White Bean Long Season Area

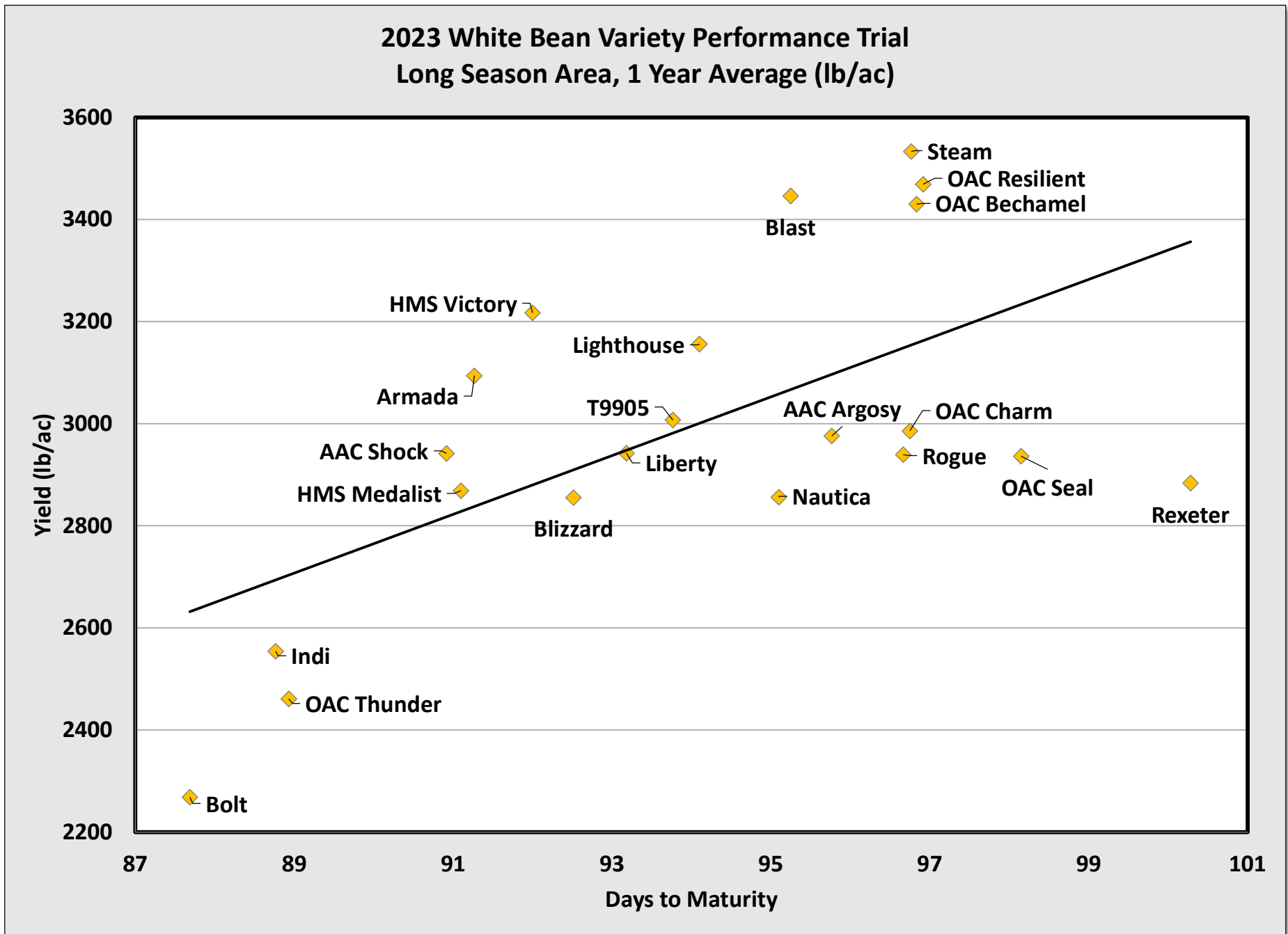


Table 2 - 2021-2023 White Bean Characteristics and Distributors

Variety	100 Seed Weight ³ (g)	Disease Reaction ¹					Common Blight	Harvestability ⁴	Distributor
		Bean Common Mosaic Virus		Anthracnose ²					
		Race		Race					
		1	15	17	23	73			
Indi	19.8	R	S	S	S	S	S	1.5	ADM Seedwest
AAC Shock	23.8	R	R	S	S	S	R	2.1	Hensall Co-op
Bolt	24.3	R	R	S	S	R	S	1.8	Hensall Co-op
OAC Thunder	22.7	R	R	S	S	S	S	2.3	SeCan
HMS Victory	21.9	R	R	NA	NA	NA	NA	2.0	ADM Seedwest
Blizzard	20.3	NA	NA	NA	NA	S	S	1.7	ProVita, ADM Seedwest
Armada	22.9	NA	NA	NA	NA	S	S	1.6	ADM Seedwest
HMS Medalist	20.0	R	S	S	S	S	S	2.0	ADM Seedwest
Blast	21.7	R	R	NA	NA	R	S	2.0	Hensall Co-op
T9905	23.6	R	R	R	R	S	S	2.4	Treasure Valley, The Andersons
Liberty	21.6	R	R	NA	NA	NA	NA	2.1	ADM Seedwest
Lighthouse	22.1	R	R	NA	R	S	R	1.9	R.T. Bolton
Nautica	20.0	R	R	S	S	S	S	1.7	Hensall Co-op
OAC Resilient	18.9	R	R	NA	NA	R	S	2.0	U of G
OAC Seal	23.7	R	R	NA	NA	R	R	2.7	Jefferies Seeds
AAC Argosy	23.4	R	R	S	S	S	R	2.0	Hensall Co-op
Rogue	20.1	R	R	NA	NA	R	R	3.3	Hensall Co-op
OAC Bechamel	20.9	R	R	NA	NA	R	S	2.5	U of G
OAC Charm	23.0	NA	NA	NA	NA	R	R	1.8	Treasure Valley
Steam	22.2	R	R	NA	NA	S	S	1.9	Hensall Co-op
Rexeter	21.4	R	S	S	S	S	R	2.8	Hensall Co-op

¹ R = Resistant, S = Susceptible, NA = Not Available

² Anthracnose ratings, the predominant race found now in Ontario is Race 73. Race 17 (binary system) is equivalent to the Alpha race, race 23 (binary system) is equivalent to the Delta race.

³ To convert 100 seed weight (g) to seeds per pound divide 45,400 by seed weight. Example: 45,400 / 63 gm = 720 seeds/lb

⁴ A variety's harvestability is based on a scale of 1-5, where 1 = upright plant type, standing erect with good bottom pod height and 5 = more prostrate plant type or plants that are not erect, with poor bottom pod height.

Table 3 - 2021-2023 Coloured Bean Characteristics and Distributors

Variety	Market Class	100 Seed Weight ¹ (g)	Disease Reaction ²					Harvestability ⁴	Distributor
			Bean Common Mosaic Virus		Anthracnose ³				
			Race 1	Race 15	Alpha Race 17	Delta Race 23	Race 73		
Etna	Cranberry	61	R	R	S	S	S	2.6	Hensall Co-op
OAC Navabi	Cranberry	60	R	R	NA	NA	R	2.3	Treasure Valley
Vero	Cranberry	61	NA	NA	NA	NA	NA	3.2	ADM Seedwest
OAC Firestripe	Cranberry	68	R	R	NA	NA	R	2.0	Treasure Valley
OAC Agate	Cranberry	61	R	R	NA	NA	R	2.3	U of G
OAC Volterra	Cranberry	66	R	R	NA	NA	R	2.0	U of G
Red Hawk	Dark Red Kidney	55	R	R	R	S	R	3.1	Treasure Valley
Gallantry	Dark Red Kidney	59	NA	NA	NA	NA	R	2.4	Hensall Co-op
Rampart	Dark Red Kidney	54	R	R	NA	NA	NA	2.8	Trinity Genetics
Epic	Dark Red Kidney	63	R	R	NA	NA	NA	3.0	Trinity Genetics
Dynasty	Dark Red Kidney	65	R	S	R	S	R	2.7	Hensall Co-op
Red Dawn	Light Red Kidney	63	R	R	NA	NA	NA	2.9	Western Harvest Bean
Big Red	Light Red Kidney	62	NA	NA	NA	NA	R	3.0	Western Harvest Bean
Pink Panther	Light Red Kidney	67	R	R	R	S	R	2.8	Treasure Valley
OAC Firebrand	Light Red Kidney	57	NA	NA	NA	NA	R	2.8	AAFC/U of G
OAC Inferno	Light Red Kidney	65	R	S	R	S	R	3.3	Hensall Co-op
Yeti	White Kidney	58	R	R	NA	S	R	2.8	Hensall Co-op
OAC Snowshoe	White Kidney	64	R	R	NA	NA	R	2.7	Treasure Valley

¹ Seed weight is 3 year average. Maturity rating is affected by planting date and area where variety is being grown.

Varieties are rated as mature when 95% of the pods are ripe. Normally, 3-10 additional drying days are needed before the crop is dry enough for combining.

² R = Resistant, S = Susceptible, NA = Not Available

³ Anthracnose ratings- the predominant race in Ontario is Race 73. Race 17 (binary system) is equivalent to the Alpha race, race 23 (binary system) is equivalent to the Delta race.

⁴ A variety's harvestability is based on a scale of 1-5, where 1 = upright plant type, standing erect with good bottom pod height and 5 = more prostrate plant type or plants that are not erect, with poor bottom pod height.

Table 4 - 2019-2023 Average Coloured Bean Performance

Variety	Market Class	Days to Maturity ²	100 Seed Weight ³ (g)	Yield (lbs/ac) ¹												
				All Locations					St Thomas				Elora		Exeter	
				5 Year	4 Year	3 Year	2 Year	2023	5 Year	4 Year	3 Year	2 Year	2023	2 Year	2023	2023
Etna	Cranberry	82	61	2051	2008	2123	2196	2811	2054	1989	1972	2240	2656	2193	3155	2935
OAC Navabi	Cranberry	82	60	2257	2228	2253	2227	2718	2543	2441	2215	2299	2452	2089	2982	3045
Vero	Cranberry	84	61	1848	1803	1773	1759	1956	1630	1569	1325	1423	1191	1807	2486	2454
OAC Firestripe	Cranberry	85	68	--	--	--	--	3104	--	--	--	--	2495	--	3609	3594
OAC Agate	Cranberry	85	61	--	2312	2271	2271	2757	--	2378	2062	1985	2335	2275	3103	3173
OAC Volterra	Cranberry	86	66	--	2372	2355	2268	2754	--	2452	2161	2070	2332	2097	3016	3263
Average (lbs/ac)				2052	2145	2155	2144	2683	2076	2166	1947	2003	2244	2092	3058	3077
Red Hawk	Dark Red Kidney	86	55	1799	1782	1682	1781	1996	1756	1740	1378	1498	1354	1844	2497	2393
Gallantry	Dark Red Kidney	87	59	2329	2352	2339	2356	2750	2444	2403	2130	2223	2417	2231	2980	3195
Rampart	Dark Red Kidney	87	54	--	1772	1852	1873	2186	--	1773	1564	1595	1480	1726	2445	2948
Epic	Dark Red Kidney	89	63	--	1940	1996	1998	2400	--	2003	1783	1770	1827	2049	2795	2888
Dynasty	Dark Red Kidney	89	65	2344	2328	2368	2452	2898	2276	2222	1950	1959	2195	2490	3350	3528
Average (lbs/ac)				2157	2035	2047	2092	2446	2159	2028	1761	1809	1855	2068	2813	2991
Red Dawn	Light Red Kidney	78	63	--	1538	1599	1599	1974	--	1397	1175	1166	1238	1712	2409	2547
Big Red	Light Red Kidney	82	62	1971	1878	1905	1858	2348	1912	1706	1561	1659	1795	1682	2462	3122
Pink Panther	Light Red Kidney	85	67	1933	1896	2146	2178	2432	1797	1762	1802	1943	1680	2143	3001	2927
OAC Firebrand	Light Red Kidney	92	57	2421	2394	2395	2306	2789	2430	2452	2296	2025	2053	2172	3163	3528
OAC Inferno	Light Red Kidney	95	65	2422	2433	2391	2327	2907	2323	2239	1919	1637	2050	2291	3024	4084
Average (lbs/ac)				2187	2028	2087	2054	2490	2116	1911	1751	1686	1763	2000	2812	3242
Yeti	White Kidney	91	58	2106	2123	2057	2054	2435	2288	2303	1937	2003	2182	1781	2452	2991
OAC Snowshoe	White Kidney	91	64	--	--	--	--	2577	--	--	--	--	1955	--	2768	3370
Average (lbs/ac)				2106	2123	2057	2054	2506	2288	2303	1937	2003	2069	1781	2610	3181
LSD (0.05)⁴				98	112	135	171	238	205	224	246	309	457	226	364	458

¹ To convert lbs/acre to t/ha divide by 893.

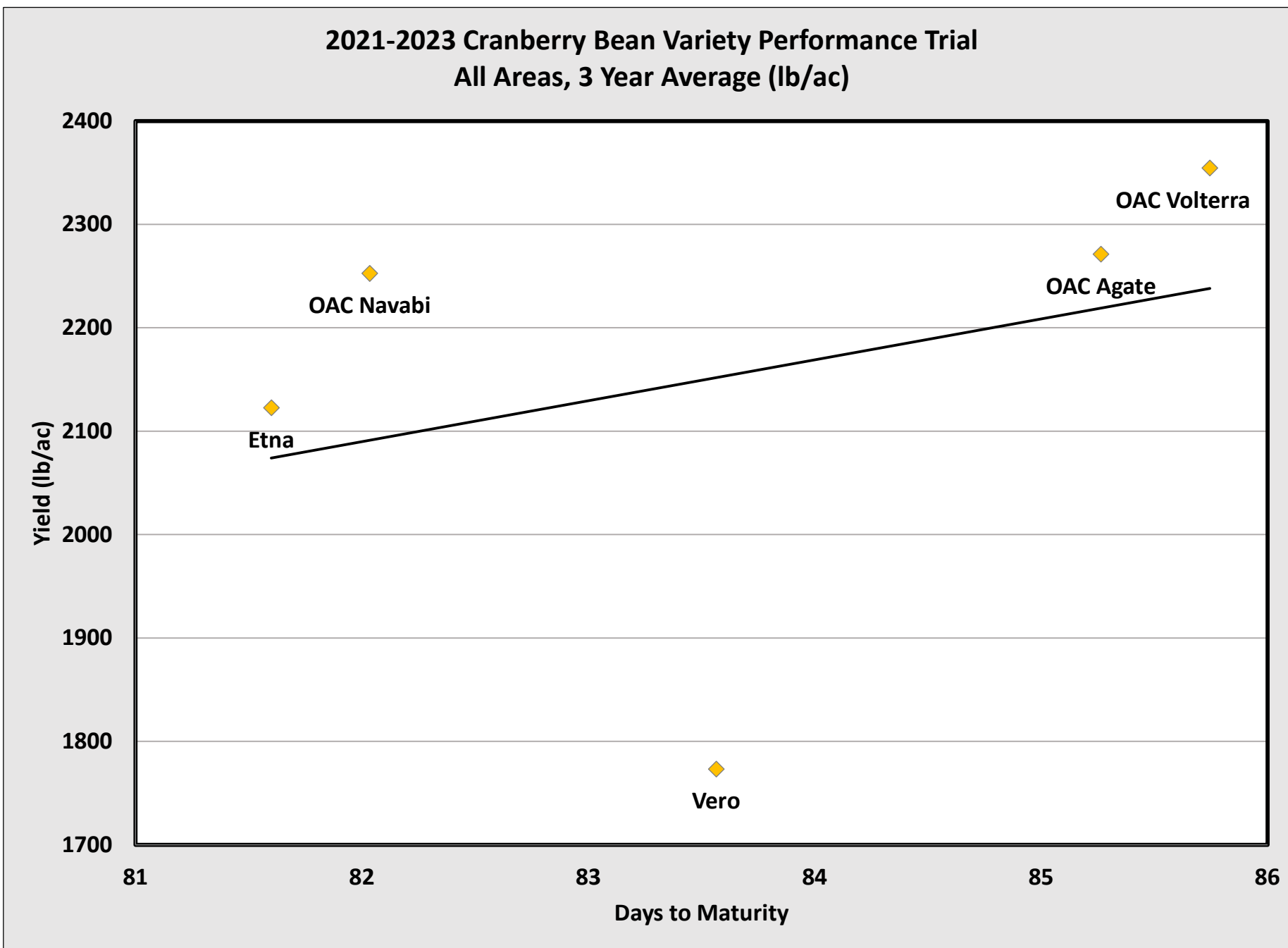
² Days to Maturity is 3 year average. Maturity rating is affected by planting date and area where variety is being grown. Varieties are rated as mature when 95% of the pods are ripe. Normally, 3-10 additional drying days are needed before the crop is dry enough for combining.

³Seed Weight is 3 year average. To convert 100 Seed weight (g) to seeds per pound divide 45,400 by seed weight. Example: 45,400 / 63 gm = 720 seeds/lb

⁴ LSD (0.05) - the LSD is a measure of variability within the trial. There is a ninety five percent probability that yields that differ by an amount greater than the LSD are different. Yields that differ by an amount less or equal to the LSD should be considered the same.

Testing Locations					
St Thomas	2023	2022	2021	2020	2019
Exeter	2023	--	2021	2020	2019
Elora	2023	2022	--	2020	2019
Woodstock	--	2022	2021	2020	2019

Graph 4a: Cranberry Bean



Graph 4b: Kidney Bean

2021-2023 Kidney Bean Variety Performance Trial
All Areas, 3 Year Average (lb/ac)

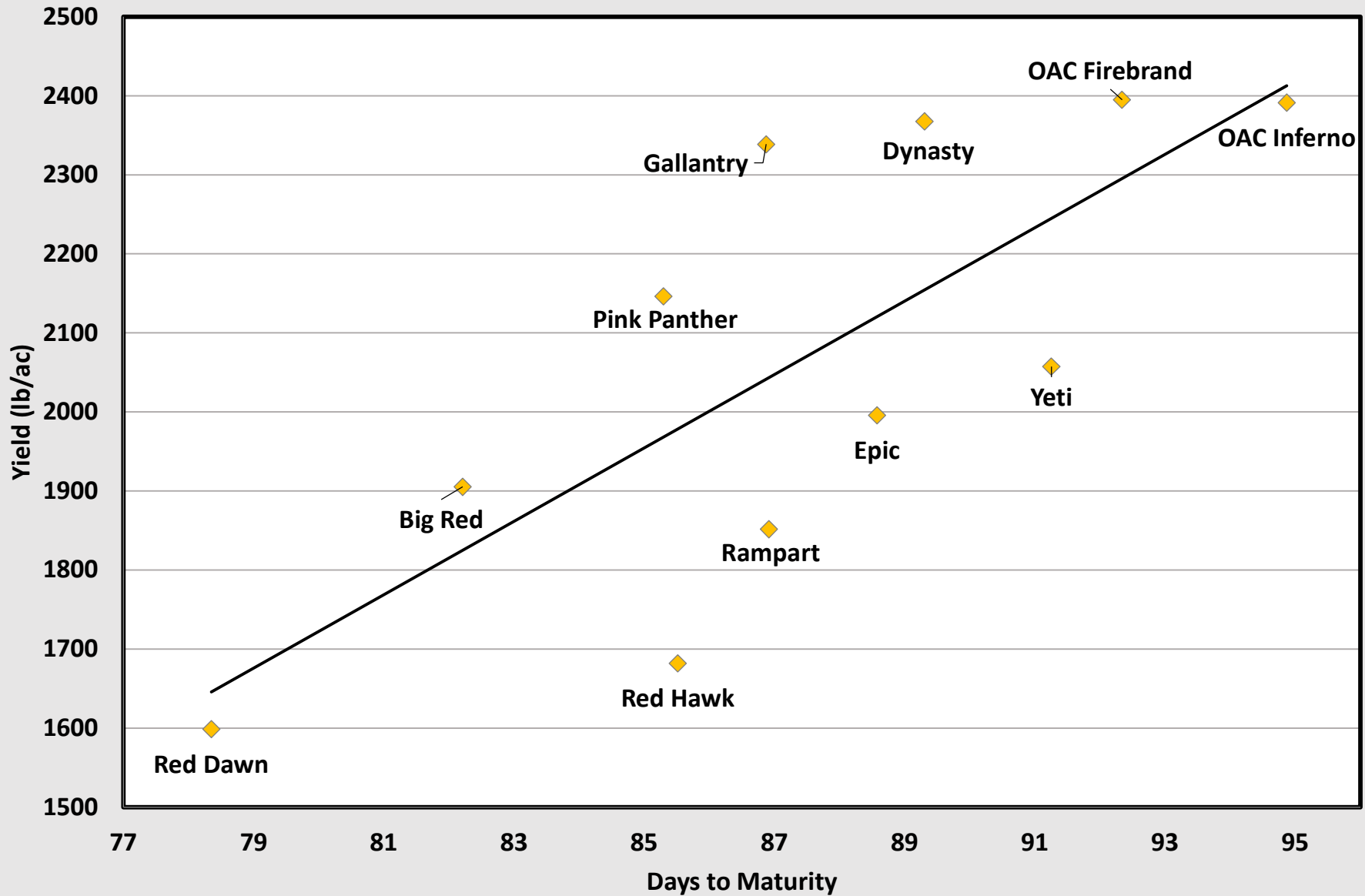


Table 5 - 2019-2023 Coloured Minor Bean Variety Performance Trial

Variety	Market Class	Days to Maturity ²	Yield (lbs/ac) ¹															
			All Locations					St Thomas	Exeter					Winchester				
			5 Year	4 Year	3 Year	2 Year	2023	5 Year	4 Year	3 Year	2 Year	2023	5 Year	4 Year	3 Year	2 Year	2023	
Windbreaker	Pinto	91	--	--	2996	2937	3367	--	--	2345	2367	3062	--	--	3563	3291	3936	
OAC Sienna	Pinto	92	--	3407	3384	3406	3803	--	2843	2914	2812	3371	--	3872	3972	3800	4065	
Zenith	Black	95	3652	3657	3607	3432	3596	3255	3273	3166	3134	4180	3837	3811	4074	3649	4403	
Zorro	Black	96	3603	3529	3474	3430	4639	3221	3173	3123	3212	3974	3621	3443	3477	3044	3492	
Black Tails	Black	96	3630	3594	3563	3529	3831	3238	3185	3127	3238	3950	3913	3776	3868	3670	4002	
Viper	Small Red	97	3797	3769	3742	3728	4032	3358	3249	3123	3116	4025	4082	4100	4316	4189	4769	
OAC Vortex	Black	97	3749	3777	3837	3641	4217	3296	3333	3221	3188	4177	3997	3888	4109	3806	4414	
Blackbeard	Black	97	3755	3769	3893	3893	4262	3381	3368	3319	3312	4345	3941	3954	4326	4289	4951	
OAC Rosito	Small Red	98	3371	3259	3273	3348	3962	2787	2709	2742	2928	3967	3665	3484	3667	3461	4015	
Bannock	Black	98	--	3839	3811	3785	4517	--	3241	3238	3427	4581	--	3927	4125	3776	4839	
Umbra	Black	98	--	3758	3770	3710	4672	--	3126	3004	3096	3806	--	3878	4086	3844	4848	
Spectre	Black	101	3736	3744	3689	3766	4541	3290	3250	3172	3317	3968	3868	3882	4007	3827	4474	
Average Yield (lbs/ac) ¹			3662	3646	3587	3550	4120	3228	3159	3041	3096	3951	3866	3820	3966	3721	4351	
LSD (0.05) ³			129	152	167	206	585	202	233	238	313	474	185	211	239	286	422	

¹ To convert lbs/acre to t/ha divide by 893.

² Maturity is 3 year average. Maturity rating is affected by planting date and area where variety is being grown. Varieties are rated as mature when 95% of the pods are ripe. Normally, 3-10 additional drying days are needed before the crop is dry enough for combining.

³ LSD (0.05) - the LSD is a measure of variability within the trial. There is a ninety five percent probability that yields that differ by an amount greater than the LSD are different.

Yields that differ by an amount less or equal to the LSD should be considered the same.

Testing Locations					
St Thomas	2023	--	2021	2020	2019
Exeter	2023	2022	2021	2020	2019
Winchester	2023	2022	2021	2020	2019

Graph 5a: Coloured Minor Bean

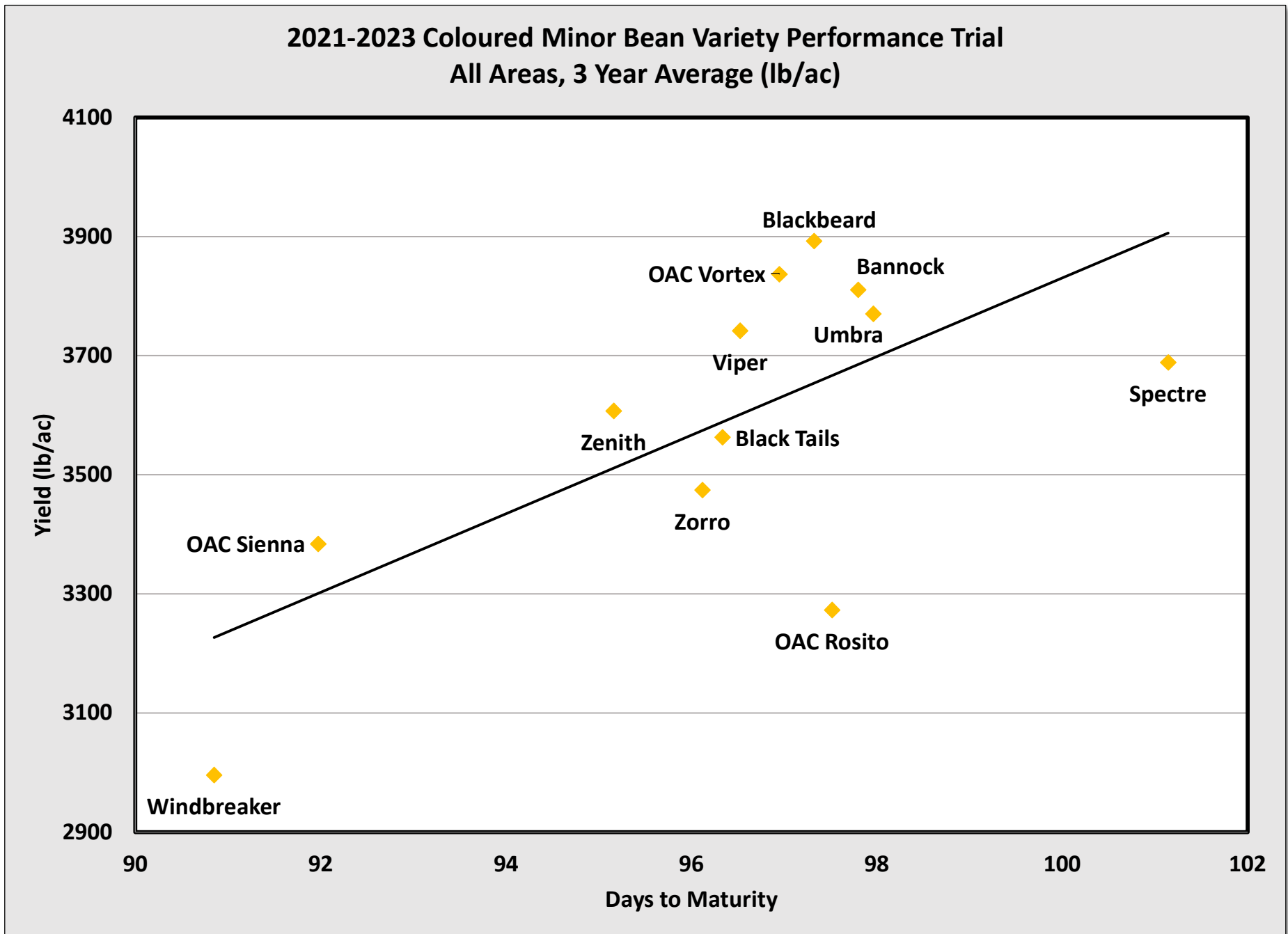


Table 6 - 2021-2023 Coloured Minor Bean Characteristics and Distributors

Variety	Market Class	100 Seed Weight ³ (g)	Disease Reaction ¹					Common Blight	Harvestability ⁴	Distributor
			Bean Common Mosaic Virus		Anthracnose ²					
			Race		Race					
			1	15	17	23	73			
Windbreaker	Pinto	39.0	NA	NA	NA	NA	NA	S	3.9	Canterra Seeds
OAC Sienna	Pinto	37.9	R	R	NA	NA	S	S	3.3	U of G
Zenith	Black	24.8	R	R	NA	NA	R	S	1.6	Hensall Co-op
Zorro	Black	24.4	R	R	R	R	S	S	1.7	Hensall Co-op
Black Tails	Black	22.5	R	R	NA	NA	NA	S	1.7	Western Harvest Bean
Viper	Small Red	30.2	NA	NA	NA	NA	S	S	2.5	ADM Seedwest
OAC Vortex	Black	23.8	R	R	NA	NA	S	R	2.2	Underwood Grain Ltd.
Blackbeard	Black	23.9	R	NA	NA	NA	NA	S	1.8	Western Harvest Bean
OAC Rosito	Small Red	24.0	R	R	NA	NA	S	S	1.9	Hensall Co-op
Bannock	Black	23.5	R	R	NA	NA	S	S	1.6	Hensall Co-op
Umбра	Black	23.5	R	R	NA	NA	S	S	1.9	Hensall Co-op
Spectre	Black	25.2	R	R	NA	NA	NA	S	1.7	Western Harvest Bean

¹ R = Resistant, S = Susceptible, NA = Not Available

² Anthracnose ratings, the predominant race found now in Ontario is Race 73. Race 17 (binary system) is equivalent to the Alpha race, race 23 (binary system) is equivalent to the Delta race.

³ To convert 100 seed weight (g) to seeds per pound divide 45,400 by seed weight. Example: 45,400 / 63 gm = 720 seeds/lb

⁴ A variety's harvestability is based on a scale of 1-5, where 1 = upright plant type, standing erect with good bottom pod height and 5 = more prostrate plant type or plants that are not erect, with poor bottom pod height.

Table 7. Addresses of Distributors for Edible Bean Varieties

<p>ADM Seedwest 4666 Faries Parkway Decatur, ID 62526 800-637-5843 x4707 www.adm.com/products-services/food/edible-beans/seedwest</p>	<p>Canterra Seeds 201-1475 Chevrier Boulevard Winnipeg, MB R3T 1Y7 1-877-439-7333 www.canterra.com</p>	<p>Columbia Seed Co. 409-2nd Avenue South Vauxhall, AB T0K 2K0 403-654-2158 www.columbiaseed.ca</p>
<p>Crooked Creek Acres 1584 Melwood Drive Strathroy, ON N7G 3H5 519-247-3530 https://ccacres.ca/</p>	<p>Elliott Grain Ltd. 21964 Fairview Road, RR3 Thorndale, ON N0M 2P0 519-461-1545</p>	<p>Ferguson Bros. of St. Thomas Ltd. 43850 Ferguson Line, RR #6 St. Thomas, ON N5P 3T1 519-631-3463 www.fergusonbros.com</p>
<p>Hensall Co-op P.O. Box 219 Hensall, ON N0M 1X0 1-800-265-5190 https://hensallco-op.ca/</p>	<p>Jefferies Seeds Box 582 Glenboro, MB R0K 0X0 204-827-2102 www.jefferiesseeds.com</p>	<p>Meridian Seeds 16553 37th St SE, Suite 3 Mapleton, ND 58059 1-866-282-SEED www.meridianseeds.com</p>
<p>Plovgh, Inc. P.O. Box 295 Viroqua, WI 54665 1-877-567-1678 www.plovgh.com</p>	<p>ProVita Inc. P.O. Box #628 Kuna, ID 83634 (208) 463-7624</p>	<p>R.T. Bolton and Sons 43234 Winthrop Road, RR#1 Dublin, ON N0K 1E0 (519) 525-6430</p>
<p>SeCan Association 400-300 Terry Fox Drive Kanata, ON K2K 0E3 (613) 592-8600 www.secan.com</p>	<p>The Andersons Canada Ltd. 2 Hyland Drive Blenheim, ON N0P 1A0 (519) 676-5411 www.AndersonsCanada.com</p>	<p>Treasure Valley Seed Co. 4633 E. River Road Freeland, MI 48623 www.tvseed.com</p>
<p>Underwood Grain Ltd. 41797 Howick-Turnberry Road Wingham, ON N0G 2W0 519-335-3579 www.underwoodgrain.com</p>	<p>Western Harvest Bean 301 South Railway St Morden, MB R6M 1G7</p>	